

Green Hong Kong Flower Show2023: Strategy and Practice on Waste Reduction (Flower Show Green Ambassador)

1 Objectives

- Staging a green Hong Kong Flower Show and enhance environmental performance by stepping up recycling of resources and reduction of waste disposal, and avoiding the use of disposable plastic products;
- Assisting the Organiser in environmental management and planning as well as auditing of waste and recyclables;
- Incorporating environmental considerations into every part of the Show, and make sure that exhibitors have the proper knowledge;
- Promoting eco-friendliness and raise public awareness of environmental protection by setting a good example themselves.

2 Strategy

- Implementing waste prevention before recycling, which will help saving natural resources and energy and cutting costs;
- The waste recovery programme helps the Organiser to understand the quantities of waste and recyclables generated by the Show and to make early arrangements for recyclables;
- Keeping proper records of materials used. Monitor the use of materials and waste generation before, during and after the Show. Avoid the unnecessary use of materials and reuse materials as far as possible
- Making good use of recycling facilities including Recyclables Collection Points, Temporary Waste Collection Points, Wilted Flowers Collection Point, Wood Collection Point and recycling bins for effective handling of recyclables;
- If necessary, ask Environmental Management Team for the Show for professional help. (Enquiry Telephone no.: 2601 8987).

3 Role and Responsibilities

Organiser (Leisure and Cultural Services Department)

1. Set up waste reduction targets
2. Supervise stakeholders in waste reduction, avoidance of use of plastic products and recycling of resources
3. Avoidance of use of single-use plastic products
4. Digitize the prospectus and application forms
5. Provide reusable materials and recycling facilities for exhibitors
6. Communicate with different stakeholders

Environmental Management Team for the Show

1. Conduct waste audit
2. Establish waste management system and execute a waste recycling plan
3. Supervise the use of materials and provide necessary support

Exhibitor

1. Reduce waste disposal and recycle and reuse materials
2. Submit the record on the use of materials
3. Use the recyclables collection point properly
4. Avoid the use of single-use plastic products

Commercial Stalls

1. Follow the agreement stated in Green Event Charter
2. Use the recyclables collection point properly
3. Avoid the use of single-use plastic products
4. Submit the record on the use of materials

Cleansing and recyclables collection service contractors

1. Collect waste and recyclables
2. Submit the record on the use of materials

Flower Show Green Ambassador

1. Answer enquiries on the proper use of recycling facilities and assist in sorting materials
2. Assist in waste audit and data recording
4. Disseminate the messages on proper and clean recycling

4 Waste reduction

During the Show

- Encourage and educate exhibitors, commercial stalls and general public on proper recycling and disseminate the messages on reduce the use of single-use plastic products.
- Assist in waste/recyclables monitoring and sorting at recycling facilities







After the Show

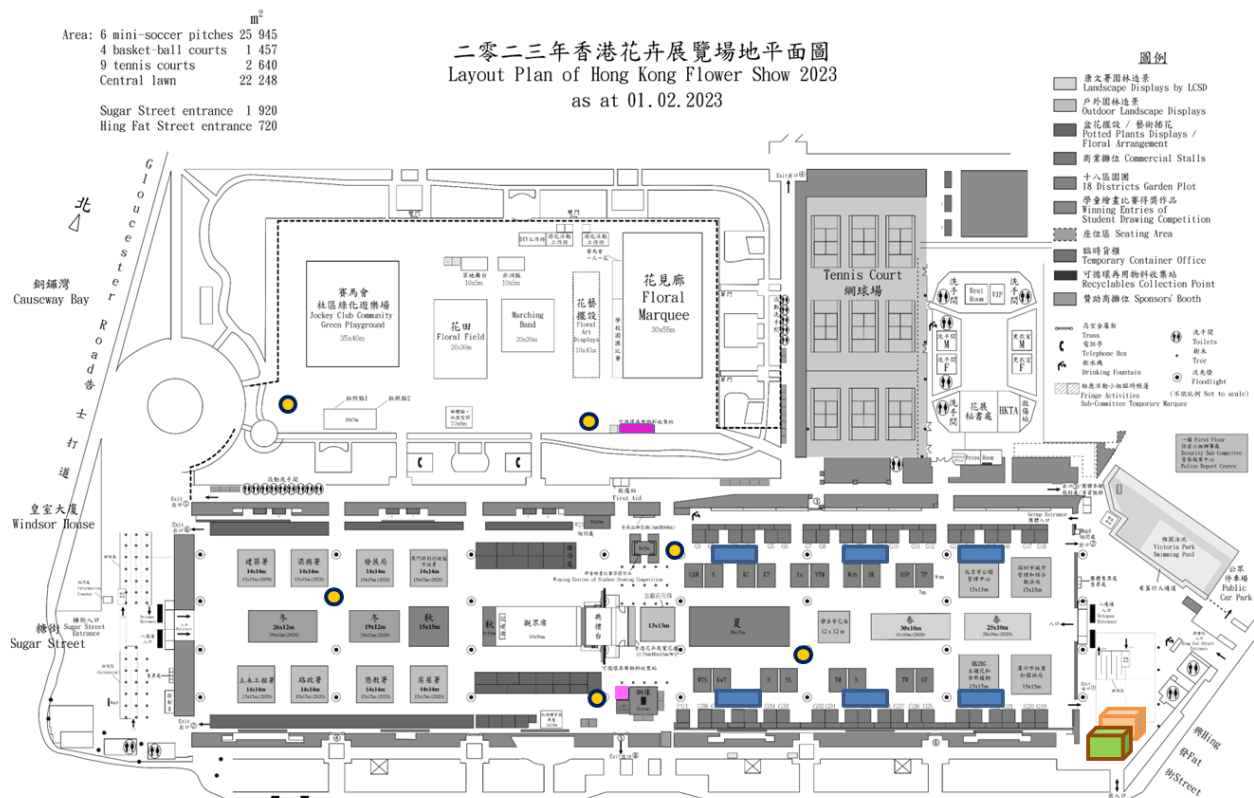
- Supervise and assist exhibitors to clear the location of the exhibition area and recycle reusable materials as much as possible
- Supervise and assist exhibitors in sorting waste and transport it to the recycling facilities
- Assist in giving flowers and record the number of flowers given

Recyclable materials and key points on recycling are attached on Appendix I





5 Recycling facilities

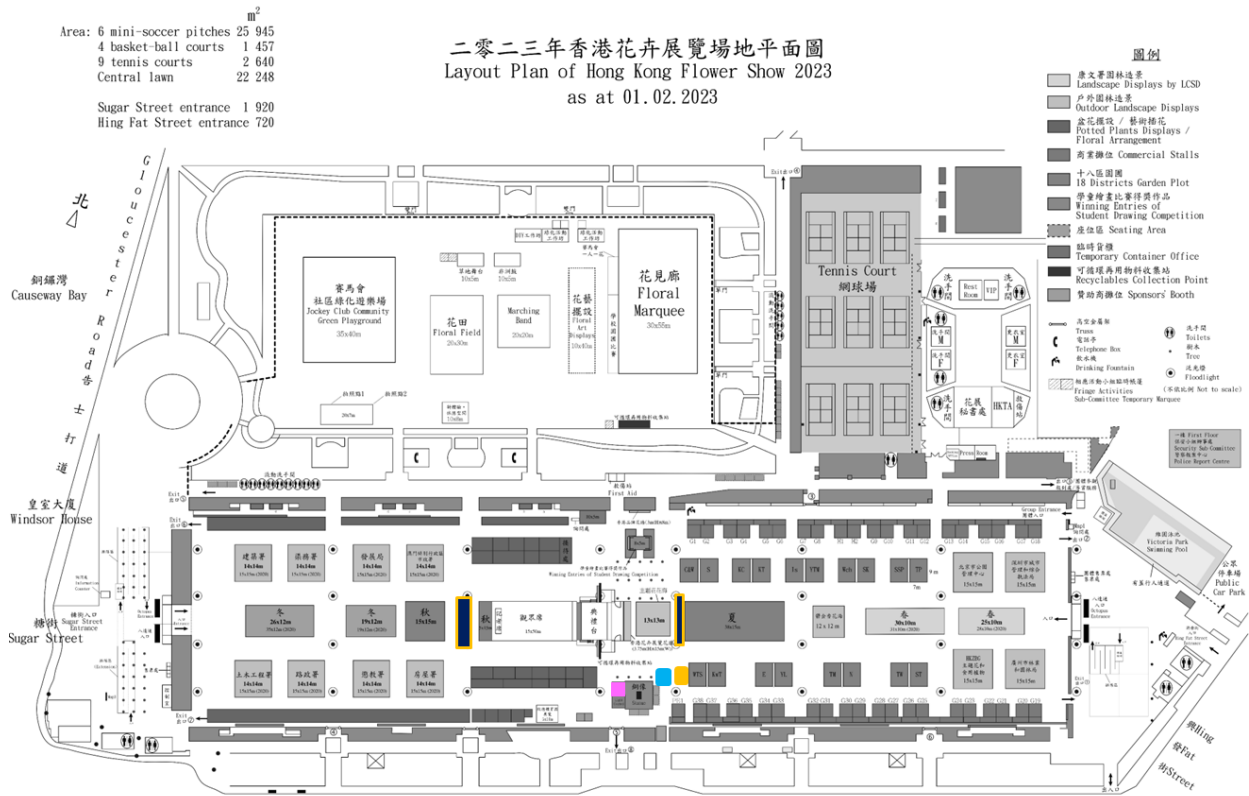
During the Show (Daytime)

Legend	Recycling facilities	Service hours	Materials can be collected
	Recyclables Collection Point	10-19/03/2023 09:00-21:00	Cardboard, other paper, soil, thick branches, wilted flowers, plastic flower pots, wood pallets, Foam containers/wrap
	Recyclables Collection Point		
	Recycling Bins and Refuse Collection Bins	10-19/03/2023 09:00-21:00	Papers, plastics, metals, liquid and general waste
	Waste Collection Point		
	Recyclables Storing Area		
	Carton box, wilted flower and refuse collection bin	10-19/03/2023 20:30-09:00	Carton box, wilted flowers and general waste



After the Show

Legend	Recycling facilities	Service hours	Materials can be collected
	Temporary Recyclables and Waste Collection Point	<u>20/03/2023</u> 11:00-18:00 <u>21-23/03/2023</u> 09:00-18:00	Cardboard, other paper, soil, thick branches, wilted flowers, plastic flower pots, wood pallets
	Recyclables Collection Point	<u>20-23/03/2023</u> 09:00-18:00	Cardboard, other paper, soil, thick branches, wilted flowers, plastic flower pots, wood pallets, Foam containers/wrap
	Wilted Flower Collection Point		Wilted Flowers (Except for the remaining soil attached to the withered flowers)
	Wood Collection Point		Thick branches, wood pallets, wooden boards



6 More information

- For “Green Hong Kong Flower Show: Strategy and Practice on Waste Reduction (Flower Show Green Ambassador)” and relevant attachments, please visit <https://drive.google.com/drive/folders/1zY8TLSO7FL4Vf2UQcfZ6OV8UmBs9GSQd?usp=sharing> or scan the QR code.







- For more information on waste reduction and recycling, please visit the Environmental Protection Department's Hong Kong Waste Reduction website, “A Waste Reduction Guidebook for Large Scale Event Organisers” :







https://www.wastereduction.gov.hk/sites/default/files/GreenEvent_Guidebook_Eng_201801.pdf



7 Appendix I Recyclable materials and key points on recycling

Recyclable materials	Non-Recyclable Materials	Key points on recycling:
Cardboard	<ol style="list-style-type: none"> 1. Wax paper, carbon paper, thermal paper, moisture resistant paper, self-adhesive paper 	<ol style="list-style-type: none"> 1. Remove tapes, staples, paper clips, etc. 2. Avoid wet or contaminated waste paper 3. Keep the waste paper clean and dry
Poster, leaflet, newspaper, magazine	<ol style="list-style-type: none"> 2. Labels and adhesive tape attached to paper 3. Lamination paper 	
Office paper		
Foam containers/wrap (Polystyrene, PS)	non-woven fabric	<ol style="list-style-type: none"> 1. Reuse the packaging materials or use re-usable materials instead 2. Keep the packaging materials clean and dry
Packaging stretch film / Bubble wrap (PE)		

Recyclable materials		Non-Recyclable Materials	Key points on recycling:
Plastic bottle and cup		Liquid and food inside the container	 Please drink or poured out the liquid before recycle the bottle/cup
Metal			
Glass			
Wood pallets and other <u>unpainted</u> wood materials			
<u>Unpainted</u> wooden boards			
Thick branches		Thick branches will be transferred to recyclers by the organizer, and then cut into suitable size	

Recyclable materials		Non-Recyclable Materials	Key points on recycling:
Wilted flowers		Hard flower stem, woody plants' stem, turf with soil 	<ol style="list-style-type: none"> 1. Only collect the flowers, leaves, grass, and soft flower stem 2. Separate into soils, flower pots and wilted flowers, and place them in the corresponding recycling bins 3. The roots with soil cannot be recycled 4. Nursery bags should be disposed into the general waste bins
Plastic flower pots		Nursery bags 	
Plastic trays			
Soil		The roots cannot be mixed into the soil	
Living Flowers	